



©2017 WWW.SHANTY-2-CHIC.COM



DOG CRATE CONSOLE

SUPPLY LIST


Item	Quantity	Description
2x4x8	8	Framing Lumber
2x2x8	3	Pine or White Wood
1x4x8	1	Pine or White Wood
1 1/4" pocket hole screws		
2 1/2" pocket hole screws		
3/4" staples		
1" pin nails		
1 3/4" wood screws		
3 ft. Black PVC Coated Welded Wire		
22" Drawer Slides	3 sets	
Hinges	4	
Latches	2	
Dog Bowls	2	
Wood Glue		

Remember!

Many of these cuts are best made as you go. If you have questions, check out the tutorial on our site!

CUT LIST

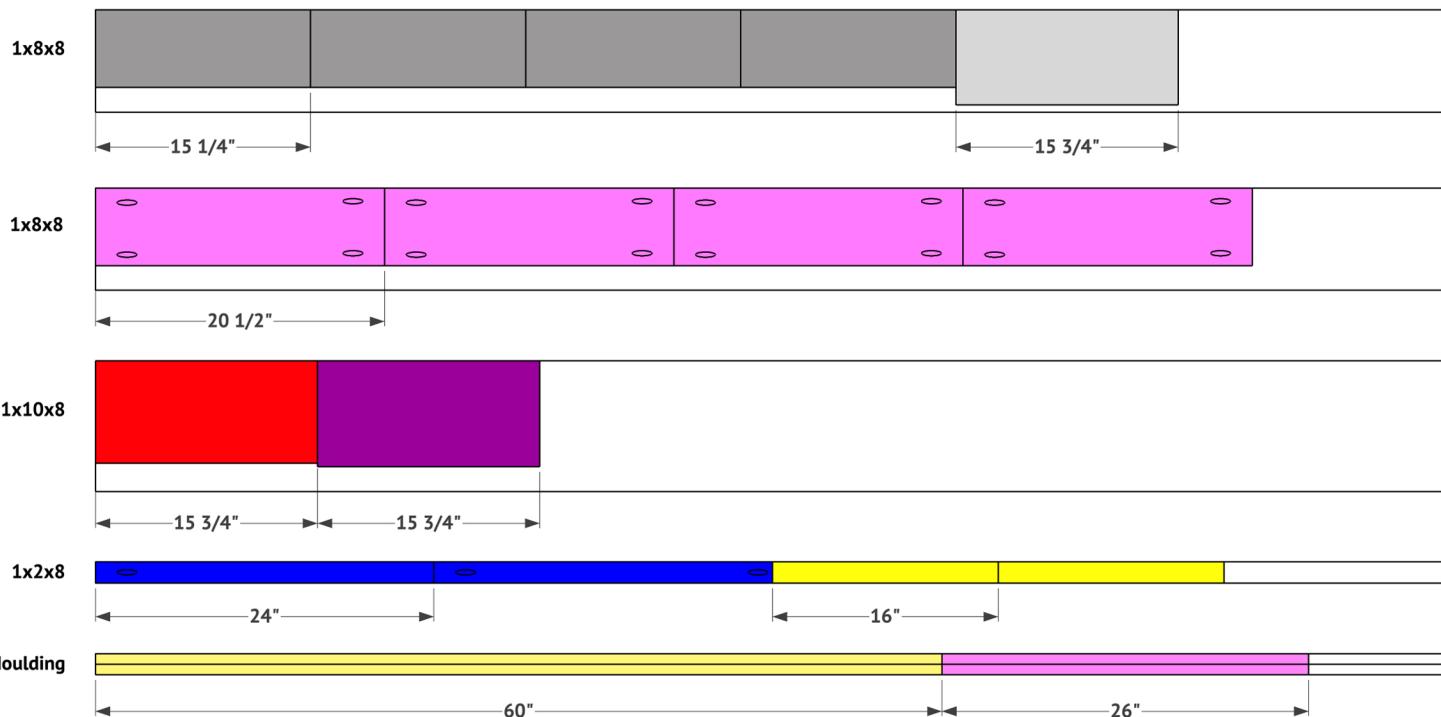
Note: I ripped the 2x4 boards to 3". This is not a necessary step but if you choose not to rip your boards, make sure to adjust the plans accordingly.



Remember!

Many of these cuts are best made as you go. If you have questions, check out the tutorial on our site!

CUT LIST

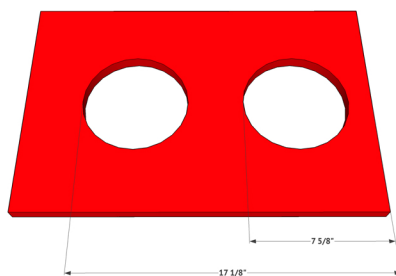
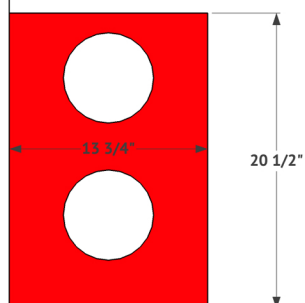
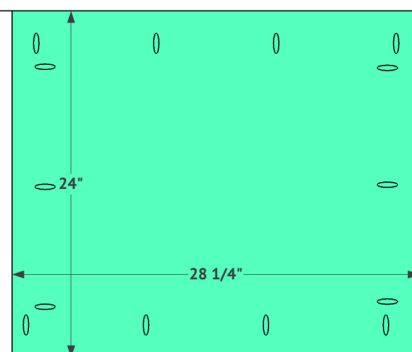



Remember!

Many of these cuts are best made as you go. If you have questions, check out the tutorial on our site!

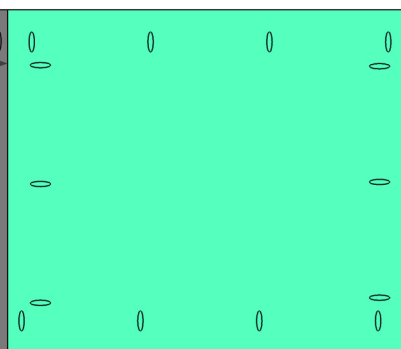

CUT LIST

3/4"x48"x96"
Hardwood Plywood



circle detail

3/4"x48"x96"
Hardwood Plywood



Remember!

Many of these cuts are best made as you go. If you have questions, check out the tutorial on our site!

CUT LIST

